



# SHENZHEN AGLARE LIGHTING CO., LTD. 1 / 6

Tel: +86-755-88868631 FAX: +86-755-88863251 E-mail: [Aglare@aglare.cn](mailto:Aglare@aglare.cn) Website: <http://www.aglare.cn>  
Add: Factory A, Supply and Marketing Cooperative Park Guanlan Avenue, Guanlan Town Bao'an District, Shenzhen City, Guangdong, China

## YJ-T10DB144WW T10 Tube Specification

### 1. Features:


- × LED Q'TY:144PCS
- × LED Type:1210(3528)SMD LED
- × Input Voltage:AC90~260V 50-60HZ
- × T10 Tube light with 1/4 luminous surface
- × No ballast, starter, or stroboscopic
- × No harmful ultraviolet, infrared, mercury or radiation
- × Constant-current and security design
- × Fire-resistant PC material
- × Aluminum alloy plated heat sink for excellent heat dissipation
- × Widely used in :  
Homes, Schools, Hospitals, Supermarkets, Offices, etc.

### Picture:



### 2, Using pictures:

### Using sample photos:

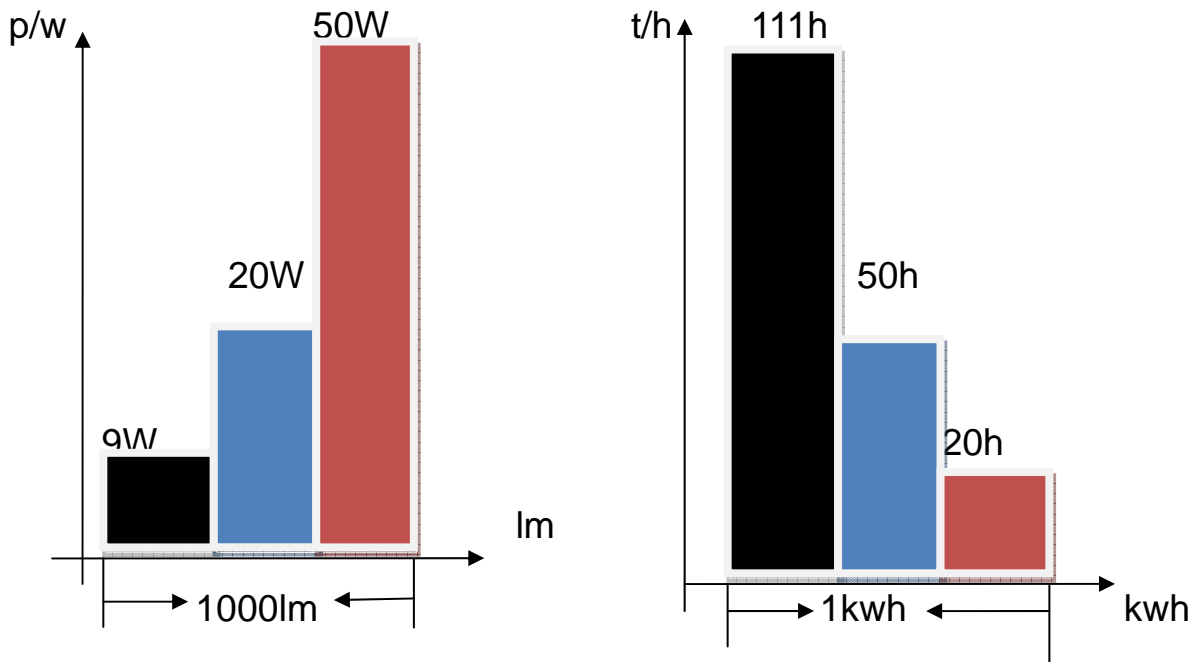







### 3. Traditional tube and LED lamp performance comparison:

Compare projects \ Tube type	Incandescent (50w)	T10 Light bulbs (0.6M)	T10 LED bulbs (0.6M)
Working life	1000-2000H	3000-5000H	30000-50000H
Luminance	1000LM	1000LM	1000LM
Power dissipation	50W	20W	9W

Schematic:

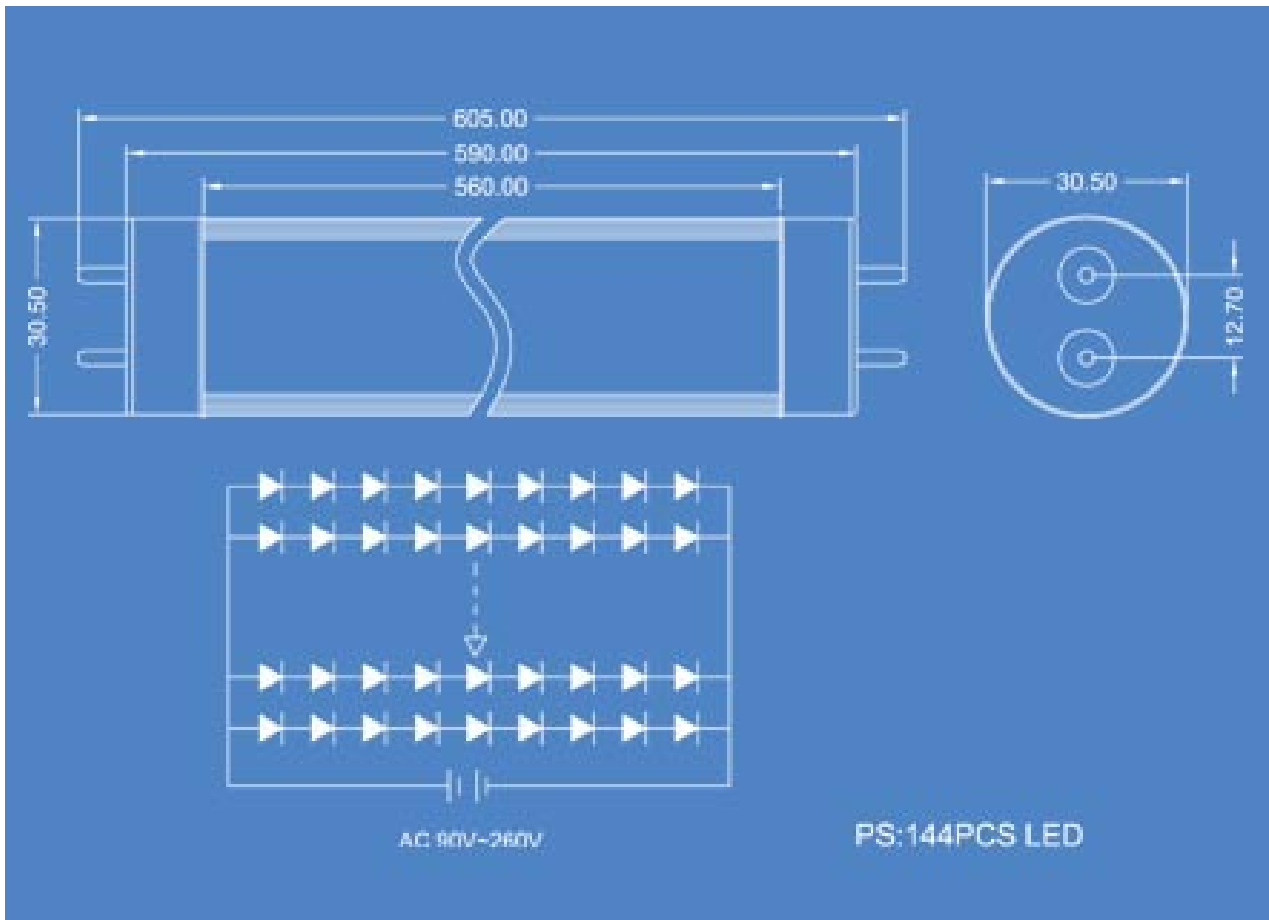


Explain:

-  → 0.6M T10 LED bulbs
-  → 0.6M T10 Light bulbs
-  → 50W Incandescent



## 5, Package Dimensions (mm):



## 6, Absolute Maximum Rating at TA=25°C:

Part Number	Emitting Color	Input Voltage	Wattage	Color Temperature (k)		PMMA Cover	LED Quantity	Luminous Intensity(Lm)	
				MIN	MAX			MIN	MAX
YJ-T10DB144WW	Warm white	AC90~260V 50-60 HZ	9W	2700	4500	1/4 Stripe 3/4 Al	144pcs	600	900
YJ-T10DB144PW	Pure white		9W	5000	6500		144pcs	800	1000
YJ-T10DB144CW	Cool white		9W	7000	12000		144pcs	900	1000
YJ-T10DB144R	Red		9W	/	/		144pcs	100	180
YJ-T10DB144G	Green		9W	/	/		144pcs	450	650
YJ-T10DB144B	Blue		9W	/	/		144pcs	150	220
YJ-T10DB144Y	Yellow		9W	/	/		144pcs	100	180



## 7. YJ-T10DB144WW Characteristic:

LIGHT EMITTING DIODE LAMPS			
Absolute maximum ratings		(Ta=25°C)	
	Symbol	Value	Unit
Forward current	If	20	mA
Reverse voltage	Vr	5	V
Power dissipation	Pd	72	mW
Operating temperature range	Top	-25~+80	°C
Storage temperature range	Top	-30~+80	°C
Peak pulsing current (1/8 duty f=1KHz)	If	125	mA

## 8. Electrical Draft: TA=25°C unless otherwise specified

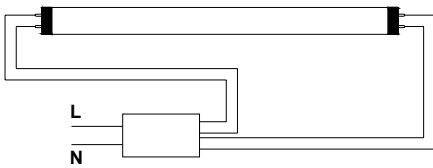
Item \ Explain	Conduction	Min.	Typ.	Max.	Unit.
Power dissipation	AC90~260V,144LED	8	9	10	W
Power factor	AC90~260V ,144LED	98		99	%
Power conversion efficiency	AC90~260V ,144LED	70	80	85	η
Center illumination	AC90~260V 144LED Height=2.5m		26		lux



## 9, Installtion:

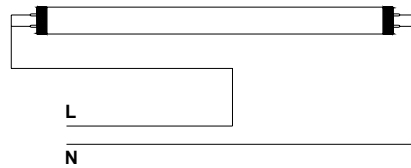
Replace Method: ( Note: It's an electronic start up tube light. The ballast must be taken out before using. Direct replacement is not allowed.)

1. First remove the fluorescent tubes from the lamp stent.
2. Remove the ballast and the starter: if it's an electronic ballast, please remove it in accordance with the figure① and figure②. Figure① is the former circuit and figure② is the updated circuit; if there are the inductance ballast and the starter, please remove them in accordance with the figure③ and figure④. Figure③ is the former circuit and Figure④ is the updated circuit. Be sure to use this LED energy-saving lamp according to the circuit of Figure② or the circuit of Figure④.
3. Install the LED energy-saving lights at the original location of the fluorescent tubes.(Notice: The light must install downward)
4. Rotate the tube lightly and make illumination angle good.

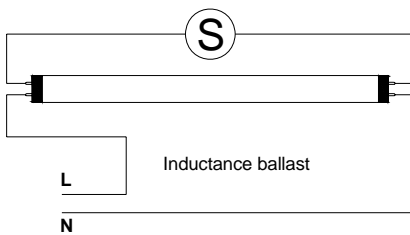


Electronic ballast

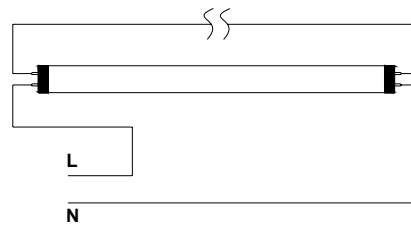
① Circuit of electronic fluorescent



② Circuit of LED energy-saving lamp

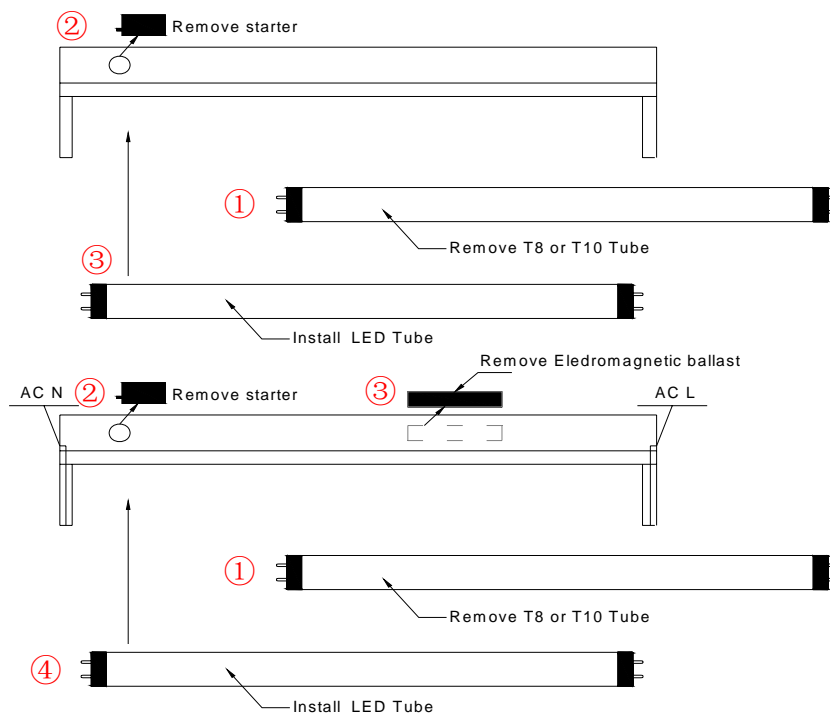


③ Circuit of inductance fluorescent



④ Circuit of LED energy-saving lamp

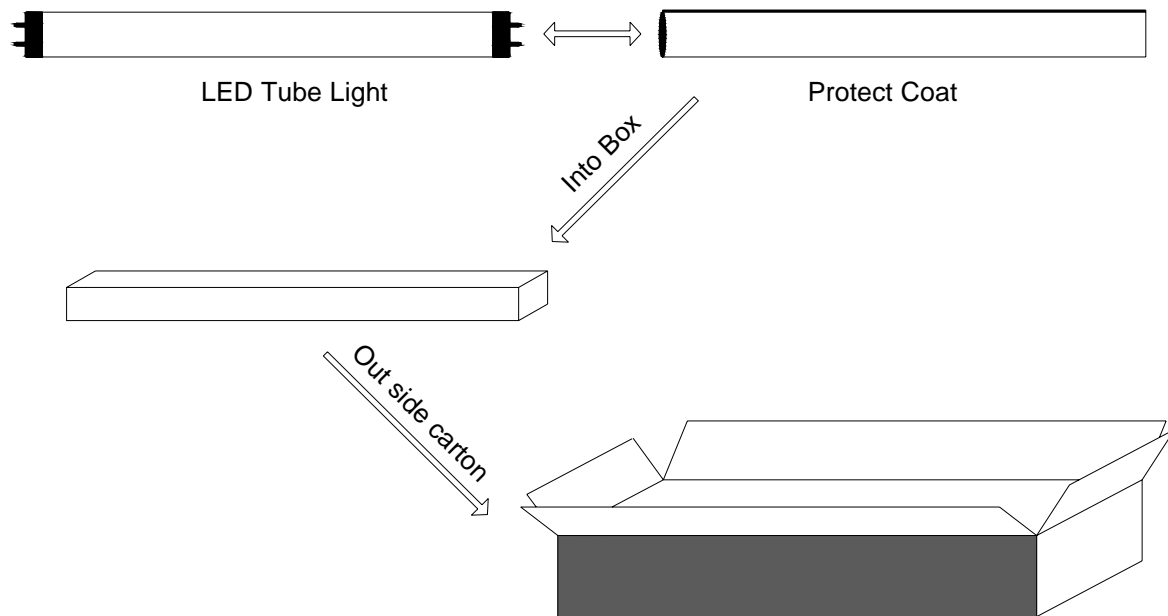
## Or for easily install





## 11. Package Information:

Protect Coat Size (cm)	Qty/ Protect coat (PCS)	Into Box Size (cm)	Qty/Into BOX	Outside coat Size	Qty/ Outside coat	Total Weight (kg)
124*4*4	2	124*22*4.2	10	124*22*17.5	40	11



## 12. After-sales service:

All products have one year quality guarantee under right and normal using condition. Quality warranty is based on correct conservation, assemblage, use and maintenance. In case problem within promised time, "Aglare" will solve it by repair, substitute accessories or replace at your option. Upon exceeding the promised time, there will be material and maintenance fees to be paid.